

SUMMARY 1

Global Cervical Cancer Prevention

Health and Economic Benefits of HPV Vaccination and Screening

Summary of Prior Work

Sue J. Goldie₁, Steven Sweet₁

Affiliations:

1 Center for Health Decision Science, Harvard School of Public Health, Harvard University, Boston, Massachusetts, USA.

Corresponding author: ssweet@hsph.harvard.edu

Submitted: November 26, 2013

This summary document provides an overview of prior work that was conducted to evaluate the impact and cost-effectiveness of different cervical cancer prevention and treatment strategies. Several prior publications listed in the reference section provide greater detail. However, since we provided extracted estimates for the *Lancet* Commission on Investing in Health from this work, we provide a brief summary for readers.

INTRODUCTION

As the leading cancer killer of women in developing countries, cervical cancer accounts for more than a quarter million deaths each year, but can be prevented by vaccination against human papillomavirus (HPV). The GAVI Alliance endeavors to reduce the historical time lag associated with new vaccine introduction in developing countries by funding immunization programs in the world's poorest countries. In late 2008, the GAVI Alliance prioritized support for HPV vaccines. Since then, with dramatic price reduction agreements to as low as \$4.50 per dose, GAVI now provides two application pathways for countries to pursue HPV vaccination (<http://www.gavialliance.org/support/nvs/human-papillomavirus-vaccine-support/>). The analyses described in this brief report were conducted over the last several years largely to support the evidence base to make HPV vaccines available to the poorest adolescent girls in the world, as well as rapid HPV DNA testing for screening women over age 30 2-3 times per lifetime.

OBJECTIVE

To comparatively assess the health and economic outcomes associated with alternative cervical cancer control strategies in low and low-middle income countries (e.g., HPV vaccination of pre-adolescents; screening of older women 1-5 times per lifetime; and combined programs of vaccination followed by screening later in life). We simulate the epidemiology of cervical cancer with a sophisticated microsimulation stochastic model that is empirically calibrated to country-specific data in 23 countries, to conduct vaccine and screening analyses. Additionally, in countries with limited epidemiological data, we utilize an Excel-based companion model of more than 140 countries worldwide, focused on estimating vaccine benefit, financial projections, and scenario analysis.

ANALYTIC APPROACH

Rigorous studies addressing specific knowledge gaps – from epidemiologic studies of cancer incidence to clinical trials of vaccine efficacy – have contributed to what has become a substantial evidence base to support programs for cervical cancer control. Synthesizing this evidence to catalyze global strategic action requires a distinct effort drawing upon a broader range of multi-dimensional policy tools.

For example, what is the projected impact and cost-effectiveness of alternatives to conventional cytology, such as HPV DNA testing? How can we implement screening with fewer technical and infrastructure requirements? How will countries overcome the logistical barriers associated with delivering a 3-dose vaccine during early adolescence? Is there a combined strategy of screening and vaccination that is likely to be cost-effective, or will countries need to choose between the two?

Consider just a few of the factors that will influence decisions about optimal strategies for screening –

- relative performance and costs of different screening tests;
- effectiveness of different treatment options;
- effective strategies that target appropriate age groups at specific intervals;
- acceptability, availability, and accessibility of screening programs;
- programmatic resources, such as health infrastructure and workforce capacity.

Consider just a few of the factors that will influence decisions about introducing the HPV vaccine –

- type-specific incidence of HPV, type-specific distribution of cervical cancer;

- vaccine efficacy, cost, and duration of immunity;
- acceptability, availability, and achievable coverage;
- programmatic resources, such as delivery mechanisms and cold chain capacity.

No clinical trial or single longitudinal cohort study will be able to consider all of these factors; in fact, just predicting the population-level impact of cervical cancer prevention is challenging as the time course from infection to disease spans several decades and most data are based on intermediate endpoints. Computer-based mathematical models can provide a useful tool with which synthesize data in an internally-consistent and epidemiologically plausible way. In the HPV-related cervical cancer arena, models have been used in the context of different research objectives, ranging from projecting type-specific HPV prevalence patterns with vaccination to evaluating the cost-effectiveness of screening and vaccination in different world regions; accordingly, they have differed in their design and structure, accommodation of transmission dynamics, inclusion of multiple HPV types, and use of empiric calibration.

The insights we summarize are from those model-based studies conducted with a decision analytic perspective – that is, with the primary purpose of guiding decision making in the real-world context of uncertainty. A decision analytic approach provides a way to integrate different types of information into a logical conceptual framework, extrapolate costs and effects beyond the time horizon of a single clinical study, and compare strategies targeting different points in the disease course. By linking the knowledge gained from empirical studies to real-world situations, these analyses can provide estimates of the benefits (e.g., avertable disease burden, cancers prevented, lives saved), economic costs (i.e., net resources required to implement the program), value (i.e., cost-effectiveness), and financial costs (i.e., affordability) of different strategic choices about cervical cancer prevention.

Evidence-informed guidance is needed at several junctures of the policy process, and the information needs for different decision-makers and stakeholders vary considerably. For example, vaccine financing actors (e.g., GAVI Alliance) require estimates of lives saved and cost requirements of different adoption scenarios in GAVI-eligible countries; on the other hand, individual countries need contextualized information based on local data, as they compare the value of cervical cancer prevention with other competing priorities and explore the relative feasibility and sustainability of different options.

General insights about the value of HPV vaccination and new screening strategies are reasonably concordant across most model-based analyses. We summarize the most robust of these insights below, and provide specific examples from studies conducted for the primary purpose of guiding real-time decision making. Documentation of the methods, tools, and assumptions used for the latter may be found in previous publications. We organize the findings according to their relevancy to a specific ‘decision’ and target population. For example,

- For women who are 30 years of age and older, what is the best strategy to prevent deaths from cervical cancer? Should we screen once, twice or three times per lifetime? Which screening test? What screening algorithm?
- For girls who are 12 years of age and younger, or not yet sexually-active, what is the best way to prevent deaths from cervical cancer? Should we vaccinate now? Should we just wait and screen them as adults? Should we vaccinate now and then also plan to screen them as adults?

OVERVIEW OF MODEL-BASED ANALYSES

We have conducted HPV vaccine analyses in 128 countries (including the 72 GAVI countries and the 33 LAC countries) using our excel-based companion model; these have focused on estimating vaccine benefit in terms of cases and deaths averted, YLS and DALYs, and cost per DALY, as well as financial projections and scenario analysis. Vaccine delivery scenarios include population coverage at a country level, year of introduction, and cost of vaccine doses. In addition, more than 25 analyses and published papers look at screening and vaccination, alone and in combination. An additional 25 analyses target just screening questions.

Overview of HPV Models (Harvard Team)

- Individual-based micro-simulation model [26 countries]
- Dynamic transmission model [5 countries]
- Models including non-cervical HPV-related outcomes [U.S.]
- Excel-based population-level model [128 countries]
- Integer programming model [3 regions, 1 country]
- Country-contextualization tools [Latin America/Caribbean]

Our more sophisticated microsimulation stochastic model that is empirically calibrated to country-specific data has been used to conduct vaccine and screening analyses in 23 countries (vaccination of pre-adolescents, screening of older women 1-5 times per lifetime beginning between ages 30 and 35, and combined programs of vaccine followed by screening later in life). The microsimulation model simulates the natural history of HPV and cervical carcinogenesis, accommodates multiple HPV types, can reflect cross protection and can be linked to a dynamic model to capture herd immunity. It can also be used to assess any vaccine or screening strategy combination. Because we are empirically calibrating this model to country-specific data, and it is run as Monte Carlo simulation, it is time and data intensive. The application of this model to 70 plus GAVI countries would not be feasible given data limitations, resources, and time constraints. (in addition, to model financial and forecasting analyses with this large a number of countries and vary start year, ramp up speed, maximum coverage achieved, and changes in coverage over time, a simpler model is more suitable. We use a variety of other model types for specific kinds of analyses as shown on the right.

Spectrum of Analyses (Harvard Team)

- **Comprehensive policy analyses**
 - synthesize evidence to date, identify promising approaches, most influential factors
- **Special target groups**
 - vaccinating boys, older women, delivery of adolescent package
- **Country contextualization**
 - adapting analyses to local situations, technical capacity building
- **Methodological work**
 - model simulation, empirical calibration
- **Rapid response to time-sensitive policy questions**
 - global benefits, cost-effectiveness, financing, demand, forecast (e.g., SAGE, GAVI)

Many of the analyses summarized here were driven by the need for information by those making immunization policy recommendations (e.g., World Health Organization, WHO), financing coordination mechanisms (e.g., GAVI Alliance), and potential donors.

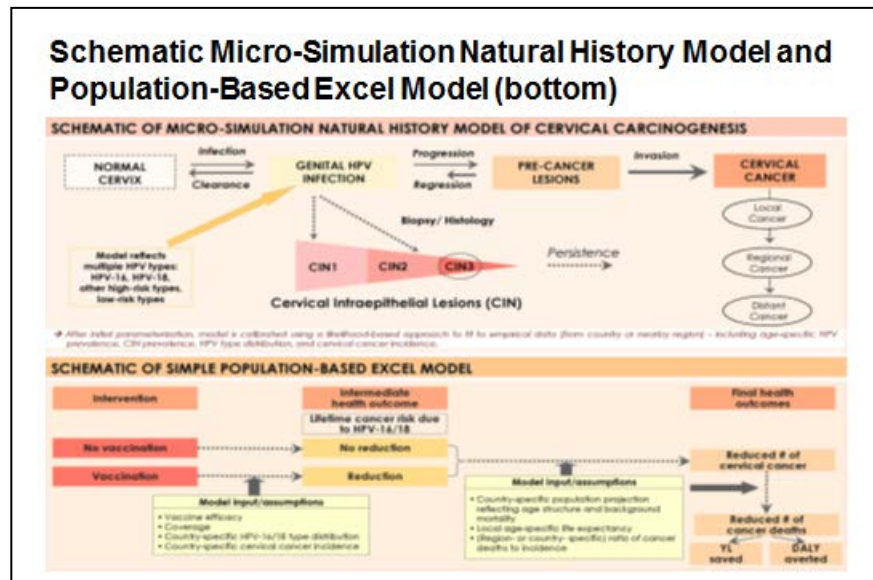
POPULATION-BASED COMPANION MODEL (Excerpts taken from various publications listed below)

Overview

The companion population-based model is a flexible tool that has been developed to reflect the main features of HPV vaccines, and to project the potential impact (health and economic consequences) of HPV vaccination at the population level in settings where data are very limited (Goldie 2008a,b). The model is constructed as a static cohort simulation model based on a structure similar to a simple decision tree, and is programmed using Microsoft® Excel and Visual Basic for

Applications, 6.3 (Microsoft Corporation, Redmond, WA). The model tracks a cohort of girls at a target age (e.g., 9 years) through their lifetimes, comparing health and cost outcomes with and without HPV vaccination programs. Unlike our more complex empirically-calibrated micro-simulation models (Goldie 2007, Kim 2007, Diaz 2008, Kim 2008, Diaz 2010, Sharma 2012, Campos 2011), the companion model does not fully simulate the natural history of HPV infection and cervical carcinogenesis. Instead, based on simplifying assumptions (i.e., duration and stage distribution of, and mortality from, cervical cancer), which rely on insights from analyses performed with the micro-simulation model, and using the best available data on local age-specific incidence of cervical cancer and HPV 16,18 type distribution, and assumed vaccine efficacy and coverage, the model estimates reduction in cervical cancer risk at different ages. By applying this reduction to country-specific, age-structured population prospects incorporating background mortality (UN 2009), the model calculates averted cervical cancer cases and deaths, and transforms them into aggregated population health outcomes, years of life saved (YLS) and disability-adjusted life years (DALYs) averted. DALYs are calculated using the standard approach by the Global Burden of Disease (GBD) study (Murray 1996) although they are not age-weighted. The model also combines vaccination program costs and direct medical treatment costs associated with cervical cancer over the course of the simulation, and generates short-term financial costs, long-term economic outcomes (e.g., lifetime costs), and incremental costs (expressed in 2005 international dollars) per DALY averted.

The companion model captures the burden of HPV infection by estimating the number of cervical cancer cases caused by HPV infection based on epidemiological data obtained from various sources. In the absence of vaccination, women may develop HPV infections and cervical cancer based on the epidemiologic estimates specific to each country. We assume that age-specific cervical cancer incidence, average age of sexual debut, and the level of other risk factors remain constant over the time horizon of the model. We assume that girls are fully immunized with 3 doses. We assume that girls effectively immunized against HPV16/18 can be infected with non-16/18 type HPV (e.g., no cross-protection is assumed), and vaccine-induced immunity is lifelong. All assumptions are varied in sensitivity analyses.



Previous impact findings

Previous publications have applied the HPV Excel companion model to 72 GAVI-eligible countries, 25 countries in Asia, and 33 countries in Latin America and the Caribbean (Goldie 2008a, 2008b, 2008c), estimating averted cervical cancer cases and deaths, disability-adjusted years of life (DALYs) averted and incremental cost-effectiveness ratios (I\$/DALY averted) associated with HPV 16,18 vaccination of young adolescent girls. In addition to vaccine coverage and efficacy, relative and absolute cancer reduction depended on underlying incidence, proportion attributable to HPV types 16 and 18, population age-structure and competing mortality. For the GAVI-eligible countries, at 70% vaccination coverage, mean reduction in the lifetime risk of cancer was below 40% in some countries (e.g., Nigeria, Ghana) and above 50% in others (e.g., India, Uganda, Kenya). Taking into account country-specific assumptions (per capita GNI, DPT3 coverage, percentage of girls who are enrolled in fifth grade) for the year of introduction, percent coverage achieved in the first year, and years to maximum coverage, a 10-year modeled scenario prevented the future deaths of ~2 million women vaccinated as adolescents. We concluded that provided high coverage of young adolescent girls is feasible, and vaccine costs are lowered, HPV 16,18 vaccination could be very cost-effective even in the poorest countries, and provide comparable value for resources to other new vaccines such as rotavirus.

In the regions of Latin America and the Caribbean and Asia and the Pacific, absolute reduction in lifetime risk of cancer also varied between countries: at 70% vaccination coverage, cancer reduction ranged from 40% in Mexico and 49% in Cambodia to more than 50% in Argentina and 57% in Indonesia. Of the 22 GAVI-Alliance eligible countries in the Asia/Pacific region, India, Bangladesh, Vietnam and Indonesia accounted for 87% of the total DALYs averted. In Latin America and the Caribbean, countries with the highest risk of cancer (age-standardized rate > 33.6) accounted for only 34% of deaths averted with vaccination, highlighting why a regional universal vaccination approach will be most effective in reducing the overall global burden.

To provide early insight into the comparative impact of HPV and rotavirus vaccination in resource-poor settings, we also developed a similar static model of rotavirus vaccination and in a preliminary analysis estimated affordability, cost-effectiveness, and distributional equity for the two vaccines (Kim 2011). With 70% coverage of a single-age cohort of infants and pre-adolescent girls, the lives saved with rotavirus (~274,000) and HPV vaccines (~286,000) are similar, although the timing of averted mortality differs; rotavirus-attributable deaths occur in close proximity to infection, while HPV-related cancer deaths occur largely after age 30. Deaths averted per 1000 vaccinated are 5.2 (rotavirus) and 12.6 (HPV). Disability-adjusted life years (DALYs) averted were ~7.15 million (rotavirus) and ~1.30 million (HPV), reflecting the greater influence of discounting on the latter, given the lagtime between vaccination and averted cancer. In most countries (68 for rotavirus and 66 for HPV, at the cost of I\$25 per vaccinated individual) the incremental cost per DALY averted was lower than each country's GDP per capita. Financial resources required for vaccination with rotavirus are higher than with HPV since both genders are vaccinated. While life-saving benefits of rotavirus and HPV vaccines will be realized at different times, the number of lives saved over each target populations' lifetimes will be similar.

Description of current model

As of 2013, the HPV Excel model can be applied to more than 140 countries within various geographic regions (e.g., Latin America and Caribbean, sub-Saharan Africa, Middle East/Northern Africa), economic classifications (eligible for financing from the GAVI Alliance; classified as low- or middle-income by the

World Bank on July 1, 2011), and cancer incidence groups (e.g., age-standardized rate (ASR) of <5 = low; 5-15 = mid-low; 15-25 = medium; 25-35 = mid-high; >35 = high per Globocan 2008 [Ferlay 2010]).

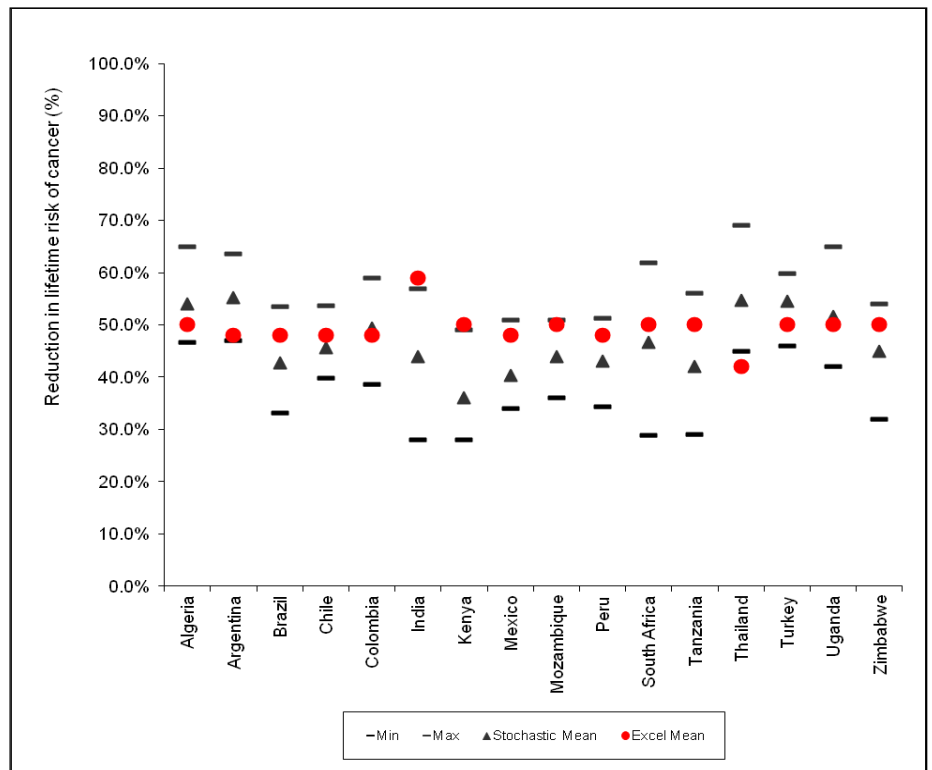
COMPARATIVE VALIDATION: COMPANION MODEL AND STOCHASTIC MODELS

Overview of stochastic models

We have previously described a series of cervical cancer models that include an individual-based stochastic model to simulate cervical carcinogenesis associated with all high-risk HPV types and a dynamic model to simulate sexual transmission of HPV-16 and -18 infections between males and females (Goldie 2007, Kim 2007a, Kim 2007b, Diaz 2008, Kim 2008, Diaz 2010, Sharma 2012, Campos 2011). A likelihood-based approach is used to calibrate these models to empirical data, including age- and type-specific HPV prevalence, age-specific prevalence of cervical lesions, HPV type distribution within women with normal cytology, cancer precursors and cervical cancer, and age-specific incidence of cervical cancer. Our empirically calibrated models include countries in Asia (India, Thailand, and Vietnam – Hanoi and Ho Chi Minh City), Africa (Zimbabwe, Tanzania, Nigeria, Kenya, Uganda, Mozambique, South Africa), Latin America and the Caribbean (Brazil, Argentina, Chile, Colombia, Costa Rica, Mexico, Peru), and the Middle East/North Africa (Lebanon, Algeria, Turkey).

Comparative validation

To ensure the validity of simplifying assumptions identified for the companion population-based model we compared results to our micro-simulation models when subject to those same assumptions. The figure at right presents the results of a comparison exercise assuming vaccination coverage of 70%. For each country, an upper and lower bound of reduction in lifetime cancer risk is denoted by horizontal bars as well as an expected mean (denoted by a black triangle) projected using the micro-simulation model, and the corresponding mean reduction generated by the companion population-based model (denoted with a red circle).



While the mean reduction in lifetime risk of cancer varies reflecting epidemiological differences in the proportion of HPV 16- and 18-related cancer, the average reduction in cancer predicted with the Excel-based companion model falls within these bounds.

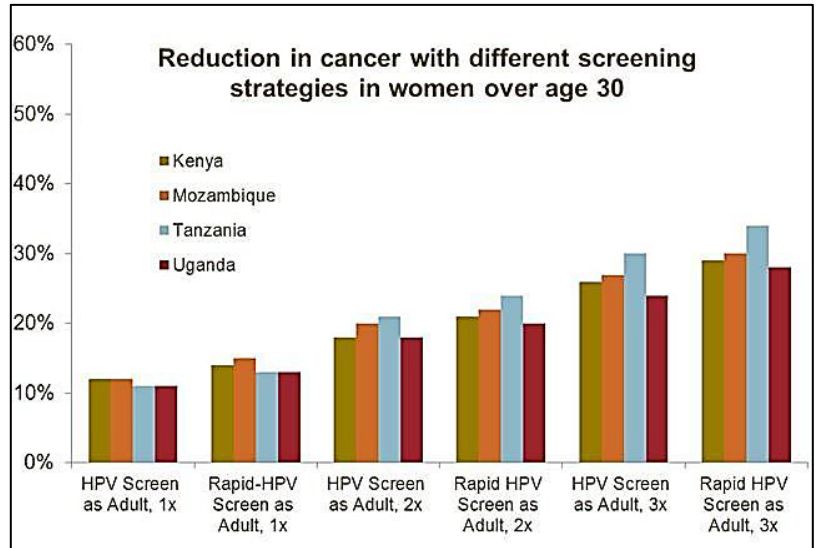
Prevention strategies

We consider various strategies including HPV vaccination of pre-adolescents; screening of women 1-5 times per lifetime beginning between ages 30 and 35 using cervical cytology, HPV DNA testing, and/or visual inspection with acetic acid (VIA); and combined programs of vaccine followed by screening later in life.

RESULTS

What is the expected reduction in cervical cancer with new screening strategies?

In resource-poor settings, cancer deaths can be reduced by approximately one third with three screenings per lifetime using alternatives to cytology. For example, in 5 East African countries (Campos 2011), assuming 70% coverage, and an attrition rate of 15%, screening three times per lifetime with one-visit rapid HPV DNA testing (at ages 35, 40, and 45) reduced cancer incidence by 27%-34%. The projected reduction in the lifetime risk of cervical cancer for each country with different screening strategies is shown in the figure on the right.



What general insights have emerged from model-based studies about screening?

- Screening needs to be targeted to the correct ages (after age 30) and screening all women at least 2-3 times per lifetime should be prioritized over screening a small proportion of women more frequently.
- The choice between screening tests (e.g., HPV, VIA) is most sensitive to the ability to link screening and treatment in fewer visits, the resources required, and test sensitivity.
- All things being equal, screening with HPV testing 2-3 times between ages 30-45 is the most effective and cost-effective screening strategy, compared with no screening or current low levels of screening with cytology. The recently available rapid HPV test allows for screening and treatment in 1-2 visits, improving cost-effectiveness.
- Cervical cancer mortality reduction is most sensitive to quality of screening, coverage rates, and minimizing loss to follow-up of women with positive results. Cost-effectiveness may be substantially influenced most by nonmedical costs (time and transportation).

What is the expected reduction in cervical cancer with HPV 16,18 vaccination of adolescent girls?

In countries without screening, vaccinating 70% of adolescent girls is expected to cut the average lifetime cancer risk in half. Country-specific estimates of cervical cancer reduction are influenced by local cancer incidence rates and the HPV 16 and 18-attributable fraction. For example, assuming 70%

coverage, the reduction in lifetime cancer risk varies from 40% in Nigeria, Ghana, and Chile to more than 50% in India, Uganda, and Argentina (Goldie 2008a,b,c)

Should HPV 16,18 vaccination be initially targeted to countries with the highest cancer rates?

Among the 72 GAVI-eligible or formerly eligible countries, those with the highest incidence rates represent less than 25% of averted deaths. The greatest number of preventable deaths is expected in countries with moderate cervical cancer incidence and large populations. For example, 41% of averted deaths would be expected in India alone (Goldie 2008).

How many deaths are prevented per 1000 vaccinated?

Considering the GAVI-eligible countries, 13 cervical cancer deaths expected to be averted per 1,000 girls vaccinated, and among the poorest countries in Africa, 17 deaths per 1,000 vaccinated. In comparison, rotavirus vaccination is expected to avert 3 deaths per 1,000 children vaccinated (Kim 2011).

How many lives would be saved by vaccinating 10 consecutive cohorts of 12-year-old girls?

With 70% coverage, approximately 3 million future deaths would be prevented in the 72 GAVI-eligible countries. The addition of the non-GAVI eligible countries in the Latin American and Caribbean region, as well as China and Thailand, would prevent almost 1 million additional future deaths (Goldie 2008 a,b,c).

Would vaccination of adolescent girls against HPV 16, 18 be cost-effective?

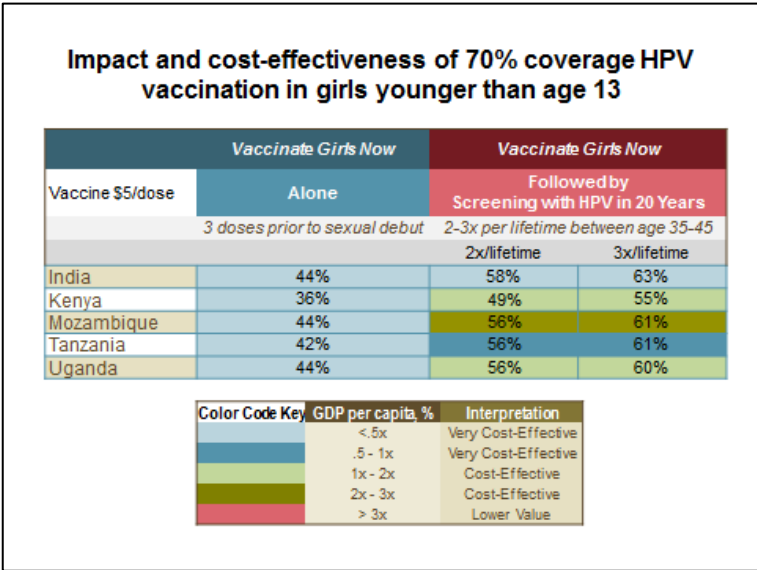
Provided the cost is less than \$25 per fully vaccinated girl (~\$5 per dose), inclusive of three doses, administration, FOB, wastage, vaccine support and program delivery costs), vaccination is *more cost-effective* than screening once or twice per lifetime. At costs between \$10 and \$25 per fully vaccinated girl (~\$2-5 per dose), vaccination is expected to be *very cost-effective* in all 72 countries using the criterion of a cost-effectiveness ratio below the per capita GDP (Goldie 2008).

How much additional benefit would be gained by screening previously vaccinated girls after they reach age 30?

Screening previously vaccinated girls three times per lifetime (e.g., ages 35, 40 and 45) is expected to provide an additional 20-25% mortality reduction. While more costly than vaccination alone, this strategy is still cost-effective (e.g., good value for resources invested) according to the commonly used heuristic of a CE ratio less than three times the per capita GDP.

How does the HPV 16, 18 vaccine compare to other new vaccines?

While life-saving benefits of rotavirus and HPV vaccines will be realized at different times, the number of lives saved over each target populations' lifetimes will be similar. Provided costs are between \$10 and



\$25 per fully vaccinated girl (~\$2-5 per dose), adolescent HPV vaccine provides comparable value (i.e., similar cost-effectiveness ratios) to other new vaccines (Kim 2011).

Are other benefits expected from cervical cancer prevention efforts?

A ten-year vaccination program at 70% coverage in GAVI-eligible countries would prevent the loss of a mother to cervical cancer for approximately 10 million children; between 1.5 and 2.9 million of these children would be under the age of 18. . In addition, an adolescent immunization program, possibly school-based, could serve to provide a platform for delivering other adolescent health services. Opportunities for strengthening health systems can be created through the establishment of new mechanisms for vaccine delivery, screening services and surveillance of impact. Finally, saving women's lives contributes to the health and education of children, strengthens families and communities, and translates more broadly to poverty reduction (Goldie 2008).

What assumptions influenced the estimated health benefits and cost-effectiveness of vaccination?

Influential uncertainties include the duration of immunity, efficacy in settings with high HIV prevalence, and magnitude of herd immunity. Estimated finance requirements and cost-effectiveness are influenced by vaccine price and programmatic costs (e.g., delivery and vaccine support). Compared with childhood vaccines, cost-effectiveness of HPV vaccination is disproportionately influenced by discounting because future cervical cancer deaths prevented occur decades after vaccination costs are paid, while in vaccinated children (e.g., rotavirus) health and economic outcomes are in close temporal proximity.

As we have reported in all studies, the synergies between vaccination and screening allow for a greater benefit than with either alone, but equally important – *both young and older women benefit*. In addition, since there is uncertainty in both the projected vaccination impact *and* projected screening benefit, the magnitude of uncertainty in the projected benefit of both together is reduced.

SUMMARY 1: HPV Vaccination & Screening

Country	Cancer reduction: spectrum of analyses conducted with multiple models (Goldie 2008, Diaz 2008, Kim 2008, Campos 2011)				
	Vaccination Excel companion model 100% coverage	Vaccination Excel companion model 70% coverage	Vaccination Microsimulation model 70% coverage	Screening 2x/lifetime Microsimulation model 70% coverage	Screen 3x/lifetime + Vaccination Microsimulation model 70% coverage
India	73.9%	51.7%	44% (28-57%)	21% - 54%	57%
Kenya	79.2%	55.4%	36% (28-49%)	18% - 52%	49%
Mozambique	78.7%	55.1%	44% (36-51%)	19%	55%
Tanzania	72.5%	50.8%	42% (29-56%)	21% - 39.5%	54% - 68%
Uganda	76.7%	53.7%	44% (37-55%)	20%	56%
Vietnam	70.6%	49.4%	51%*	20.4% - 33.3*	59.3% - 68.2%
Zimbabwe	76.3%	53.4%	45% (32-54%)	21%	57%
India	Lower bound screening: 70% coverage for screen, vax; 1-visit VIA or 3-visit cyto; screen + vax: 2-visit HPV Upper bound screening: 100% coverage for screen, 1-visit HPV Excel model: 100% coverage: 205,501 cases & 164,401 deaths averted; 70% coverage: 143,851 cases & 115,081 deaths averted				
Kenya	Lower bound screening: 70% for screen, vax; 15% attrition rate; 2-visit HPV; screen + vax: 1-visit HPV Upper bound screening: 100% coverage for screening, 1-visit HPV Excel model: 100% coverage: 8,805 cases & 7,044 deaths; 70% coverage: 6,164 cases & 4,931 deaths averted				
Mozambique	Lower bound screening: 70% coverage for screen, vax; 15% attrition rate; 1-visit HPV; screen + vax: 2-visit HPV Excel model: 100% coverage: 3,759 cases & 3,007 deaths averted; 70% coverage: 2,631 cases averted & 2,105 deaths averted				
Tanzania	Lower bound screening: 70% coverage for screen, vax; 15% attrition rate; 2-visit HPV; screen + vax: 2-visit HPV Upper bound screening: 100% coverage for screening; 1-visit HPV Excel model: 100% coverage: 21,222 cases & 16,977 deaths averted; 70% coverage: 14,855 cases & 11,884 deaths averted				
Uganda	Lower bound screening: 70% coverage for screen, vax; 15% attrition rate; 1-visit HPV; screen + vax: 1-visit HPV Excel model: 100% coverage: 11,602 cases & 9,282 deaths averted; 70% coverage: 8,121 cases & 6,497 deaths averted				
Vietnam	Lower bound screening: 70% coverage for screen, vax; screen + vax: cyto 3x/lifetime in HCMC Upper bound screening: HPV 3x/lifetime in Hanoi Excel model: 100% coverage: 12,801 cases & 10,240 deaths averted; 70% coverage: 8,960 cases & 7,168 deaths averted *national average = 51% reduction; ~33%-65% (Hanoi), 39%-61% (HCMC)				
Zimbabwe	Lower bound screening: 70% coverage for screen, vax; 15% attrition rate; 1-visit HPV; screen + vax: 1-visit HPV Excel model: 100% coverage: 4,032 cases & 3,266 deaths averted; 70% coverage: 2,822 cases & 2,258 deaths averted				

Eastern Africa: Kenya, Mozambique, Tanzania, Uganda

Provided (a) the cost per vaccinated girl was equal to, or below I\$10, vaccination was less than I\$500 per YLS, and was more effective and had lower cost-effectiveness ratios than screening alone; and (b) provided the cost per vaccinated girl was equal to, or below I\$25, vaccination was less than each country's per capita GDP, and was more effective and had more attractive cost-effectiveness ratios than screening alone. If vaccination is not available because a woman is over the age of 30 and therefore eligible only for screening, or because the price per dose exceeds \$5-8, or because global support and financing for the vaccine is not available for countries, then screening with a rapid HPV DNA test, allowing for a one-visit or two-visit strategy, applied three times per lifetime between ages 30 and 50, would be cost-effective in all four countries (Campos 2011).

Synergies - Vaccination and Screening

Strategies that utilize both adolescent vaccination and screening of women between 30 and 45, assuming equivalent coverage rates, are generally more effective than either approach alone, but their cost-effectiveness is sensitive to vaccine price. While the cost-effectiveness ratios of adding enhanced screening of adult women to vaccination of pre-adolescent girls are higher, these strategies provide greater benefits, and in all analyses we identify strategies that would be considered cost-effective.

Thailand

A combined strategy of pre-adolescent vaccination (at 80% coverage) and HPV DNA testing five times per lifetime, starting at age 35 years, had a cost-effectiveness ratio less than the GDP per capita (I\$8100), provided the cost per vaccinated girl was I\$200 or less. At vaccine costs of up to I\$50, strategies combining pre-adolescent vaccination with screening using a one-visit VIA two, three, or five times per lifetime were <I\$3000 per YLS; the combined strategy of vaccination and HPV DNA testing five times per lifetime yielded the highest cancer reductions, costing I\$6380 per YLS. Using a lower threshold of 100 000 baht (approximately I\$3340), vaccination combined with VIA screening five times per lifetime would be the most effective strategy, provided the cost per vaccinated girl was <I\$50; at higher vaccine costs, screening alone with HPV testing five times per lifetime would be optimal (Sharma 2012).

Brazil

When the cost per vaccinated girl was I\$25, vaccination plus screening at ages 35, 40, and 45 ranged from I\$200 to I\$700 per YLS depending on the choice of screening test (e.g., 3-visit cytology or 2-visit HPV DNA testing); these cost-effectiveness ratios are less than Brazil's per capita GDP. A combined vaccination and screening strategy, at I\$75, I\$100, and I\$450 per vaccinated girl, using 2-visit HPV DNA testing was I\$1,100, I\$1,700, and I\$9,600 per YLS, respectively, compared to screening alone. A combination strategy of adolescent vaccination followed by screening women three times per lifetime would be deemed cost-effective as long as vaccine costs were less than I\$ 100 per woman vaccinated (Goldie 2007).

Peru

Enhanced screening in adult women combined with pre-adolescent vaccination had incremental cost-effectiveness ratios lower than per capita GDP – and would be considered cost-effective. Even at a cost per vaccinated girl of \$72.48 (\$20 per dose), the cost of pre-adolescent vaccination added to the current standard screening was approximately \$1,300 per YLS. (Kim 2007).

Argentina, Chile, Colombia, Mexico

As the cost per vaccinated girl exceeds I\$100, vaccination plus screening (at ages 35, 40 and 45) dominates vaccination alone. For example, in Mexico, a combined vaccination and screening strategy, at I\$75, I\$100, and I\$360 per vaccinated girl, using 2-visit HPV DNA testing is I\$1,530, I\$1,780, and I\$7,070 per YLS, respectively, compared to the next best strategy (Goldie 2008).

Eastern Africa: Kenya, Mozambique, Tanzania, Uganda

If the cost per vaccinated girl was between I\$10 and I\$25, vaccination followed by HPV DNA testing would be cost-effective. For vaccine costs at or below I\$25 per vaccinated girl, preadolescent vaccination followed by screening with one-visit HPV DNA testing at age 35 was associated with a cost per YLS ranging from I\$740 (Tanzania) to I\$2090 (Kenya). At I\$200 per vaccinated girl, adolescent vaccination followed by screening with one-visit HPV DNA testing at age 35 was associated with a cost per YLS ranging from I\$5610 (Tanzania, Uganda) to I\$15,000 (Kenya) – beyond the per capita GDPs for the individual countries (Campos 2011).

India

Assuming 70% coverage, at a cost per vaccinated girl of I\$10, pre-adolescent vaccination followed by screening three times per lifetime using either VIA or HPV DNA testing, would be considered cost-effective. Vaccination and screening three times per lifetime with VIA was I\$290 per YLS. As the cost per vaccinated girl exceeded I\$10, vaccination alone was no longer more efficient than screening alone, yet combined strategies remained cost-effective: the incremental cost-effectiveness ratio for preadolescent vaccination followed by screening in adulthood three times per lifetime varied from I\$340 per YLS at I\$20 per vaccinated girl, to I\$1920 per YLS at I\$75 per vaccinated girl. At a vaccine price per dose of approximately \$100, vaccination was dominated by screening alone, with vaccination combined with single-visit VIA exceeding \$7000 per YLS (Diaz 2008).

Vietnam

Assuming 70% coverage, only when the cost per vaccinated girl was low (i.e., <I\$25) was vaccination combined with screening (three times per lifetime or every 5 years with either cytology or HPV DNA testing) favored in both regions (e.g., Hanoi in the North and Ho Chi Minh City in the South); at high costs per vaccinated girl (i.e., >I\$100), screening alone was most cost-effective. In Hanoi, at a cost of I\$10 or I\$25 per vaccinated girl, vaccination combined with screening every 5 years ranged from I\$1250 to I\$2180 per YLS (with cytology) to I\$6620 per YLS (with HPV DNA testing). Results in the South followed a similar trend, but because of its higher cancer risk, cost-effectiveness ratios were more attractive than in the North. When using the per capita GDP (I\$2000) threshold, the optimal strategy in the North at a cost of I\$10 per vaccinated girl was combined vaccination and cytology screening every 5 years; at I\$25 per vaccinated girl or higher, strategies involving vaccination were no longer optimal, and cytology screening alone every 5 years was most cost-effective. In the South, the cost at which the optimal strategies shifted away from vaccination was much higher; provided the cost per vaccinated girl was less than I\$100, combined vaccination and HPV DNA testing every 5 years was the optimal strategy, while above I\$100, HPV DNA testing every 5 years without vaccination was the most cost-effective strategy. At a lower cost-effectiveness threshold (50% per capita GDP), strategies including vaccination were no longer attractive between I\$25 and I\$50 per vaccinated girl (Kim 2008).

SUMMARY

Total avertable burden with either vaccination or screening depends on the effectiveness of the intervention, the quality of delivery and coverage achieved with the intervention, and the size of the population that will benefit. Pre-adolescent HPV vaccination at high coverage is more effective than an individual strategy of cervical cancer screening of adult women once or twice per lifetime. If the cost of vaccination is less than \$25 per fully vaccinated girl (~\$5 per dose), inclusive of three doses, administration, FOB, wastage, and vaccine support and program delivery costs), then, for GAVI eligible (or formerly eligible) countries, pre-adolescent HPV vaccination is more cost-effective than an individual strategy of cervical cancer screening of adult women once or twice per lifetime. There is a synergistic role for both screening and vaccination in global cervical cancer prevention, yielding a greater benefit than with either alone, although cost-effectiveness is affected by the relative cost of delivering and paying for the vaccine, and the comparative benefits achieved with screening. Finally, while there is uncertainty in the projected impact of both vaccination and screening, the magnitude of uncertainty in the projected benefit of both strategies together is reduced.

Future directions

Ongoing research can enhance our analyses by refining estimates of vaccine efficacy, the need for and cost of booster doses, and the feasibility of vaccinating girls who are sexually naive. Incorporating data on financial requirements necessary for social mobilization and an education campaign for a new vaccine (e.g., PATH demonstration projects; Gardasil Access Program), allows economic evaluations of alternative modes of vaccine delivery and strategic approaches to scaling-up. Still unknown are the comparative costs of different vaccine formulations, such as a reduced number of required doses, or whether vaccination could be given at an earlier age with other vaccines (e.g., at school entry).

Policy implications

Given the efforts to leverage new resources for immunization through global vaccine financing initiatives, these results provide a contextual basis for immediate HPV vaccination, especially of the poorest women in developing countries. Vaccines are considered cost-effective health interventions yet policy-makers wishing to introduce a new vaccination program face multiple challenges: financial constraints, difficult choices among the range of vaccines available (e.g., rotavirus, pneumococcal, HPV), and multiple competing priorities (e.g., new vaccine introduction versus existing immunization programs versus scale-up efforts). Decision makers must consider neglected outcomes alongside the challenges of financing HPV vaccine introduction. A delay in HPV vaccine introduction by GAVI may in turn affect other donor support for HPV vaccine introduction and will certainly result in lost lives.

HPV vaccination is recommended for girls ages 9 to 12, representing both a new population for vaccination and an opportunity to reach girls prior to sexual activity, thereby improving sexual and reproductive health. Beyond the reduction in cervical cancer, HPV vaccination offers a chance to provide other services targeted to adolescents, such as HIV prevention efforts, tetanus immunization, etc. Additionally, HPV vaccination could serve as a catalyst for integration between reproductive health and cancer control activities to achieve a reduction in cervical cancer. In this way, this research contributes to fulfillment of UN Millennium Development Goal #5, to improve maternal health, by preventing unnecessary deaths among women.

REFERENCES

- Campos NG, Kim JJ, Castle PE, Ortendahl J, O'Shea M, Diaz M, Goldie SJ. Health and economic impact of HPV 16/18 vaccination and cervical cancer screening in Eastern Africa. *Int J Cancer*. 2011. doi: 10.1002/ijc.26269.
- Diaz M, Kim JJ, Albero G, de Sanjosé S, Clifford G, Bosch FX, Goldie SJ. Health and economic impact of HPV 16 and 18 vaccination and cervical cancer screening in India. *Br J Cancer*. 2008;99(2):230-8.
- Diaz M, de Sanjose S, Ortendahl J, O'Shea M, Goldie SJ, Bosch FX, Kim JJ. Cost-effectiveness of human papillomavirus vaccination and screening in Spain. *Eur J Cancer*. 2010;46(16):2973-85.
- Ferlay J, Shin HR, Bray F, Forman D, Mathers C, Parkin DM. GLOBOCAN 2008, Cancer incidence and mortality worldwide. IARC CancerBase No. 10 [Internet]. Lyon, France: IARC; 2010. Available online at <http://globocan.iarc.fr> (Last accessed July 25, 2011).
- Goldie SJ, Diaz M, Constenla D, Alvis N, Andrus JK, Kim SY. Mathematical models of cervical cancer prevention in Latin America and the Caribbean. *Vaccine*. 2008;26(S11):L59-72.
- Goldie SJ, Kim JJ, Kobus K, Goldhaber-Fiebert JD, Salomon J, O'Shea MK, Xavier Bosch F, de Sanjosé S, Franco EL. Cost-effectiveness of HPV 16, 18 vaccination in Brazil. *Vaccine*. 2007;25(33):6257-70.
- Goldie SJ, Diaz M, Kim SY, Levin CE, Minh HV, Kim JJ. Mathematical models of cervical cancer prevention in the Asia Pacific region. *Vaccine*. 2008;26(S12):M17-29.
- Goldie SJ, O'Shea MK, Campos NG, Diaz M, Sweet SJ, Kim SY. Health and economic outcomes of HPV 16,18 vaccination in 72 GAVI-eligible countries. *Vaccine*. 2008;26(32):4080-93.
- Kim JJ, Kuntz KM, Stout NK, Mahmud S, Villa LL, Franco EL, Goldie SJ. Multiparameter calibration of a natural history model of cervical cancer. *Am J Epidemiol*. 2007;166(2):137-50.
- Kim JJ, Andres-Beck B, Goldie SJ. The value of including boys in an HPV vaccination programme: a cost-effectiveness analysis in a low-resource setting. *Br J Cancer*. 2007 Nov 5;97(9):1322-8.
- Kim JJ, Kobus KE, Diaz M, O'Shea M, Van Minh H, Goldie SJ. Exploring the cost-effectiveness of HPV vaccination in Vietnam: insights for evidence-based cervical cancer prevention policy. *Vaccine*. 2008;26(32):4015-24.
- Kim SY, Sweet S, Chang J, Goldie SJ. Comparative evaluation of the potential impact of rotavirus versus HPV vaccination in GAVI-eligible countries: a preliminary analysis focused on the relative disease burden. *BMC Infect Dis*. 2011;11:174.
- Murray CJL, Lopez AD. Estimating causes of death: new methods and global and regional applications for 1990. In *The Global Burden of Disease*, ed. C.J.L. Murray and A.D. Lopez, 117- 200. Vol. 1 of *Global Burden of Disease and Injury Series*. Cambridge, MA: Harvard University Press. 1996.
- Sharma M, Ortendahl J, van der Ham E, Sy S, Kim JJ. Cost-effectiveness of human papillomavirus vaccination and cervical cancer screening in Thailand. *BJOG*. 2012;119(2):166-76. doi: 10.1111/j.1471-0528.2011.02974.x .
- United Nations (UN), Department of Economic and Social Affairs, Population Division. *World Population Prospects: The 20048 Revision. CD-ROM Edition - Extended Dataset* (United Nations publications, Sales No. E.05.XIII.12). 2009.

GENERAL REFERENCES FOR THIS WORK

This work has been supported by the Bill and Melinda Gates Foundation (developing countries) and the National Cancer Institute (applications to U.S.).

Agosti JM, Goldie SJ. Author's Reply to Suba EJ and Raab SS. Introducing HPV vaccine in developing countries. *N Engl J Med* 2007b;357:1154-6.

Agosti JM, Goldie SJ. Introducing HPV vaccine in developing countries--key challenges and issues. *N Engl J Med*. 2007 May 10;356(19):1908-10.

Andrus JK, Lewis MJ, Goldie SJ, García PJ, Winkler JL, Ruiz-Matus C, de Quadros CA. Human papillomavirus vaccine policy and delivery in Latin America and the Caribbean. *Vaccine*. 2008;26(11):L80-L87.

Berkhof J, Bogaards JA, Demirel E, Diaz M, Sharma M, Kim JJ. Cost-effectiveness of cervical cancer prevention in the Eastern European region. *Vaccine* (in press).

Burger E, Ortendahl J, Sy S, Kristiansen I, Kim JJ. Impact of strategies for HPV-positive, cytology-negative women on colposcopy utilization. (In press).

Burger E, Ortendahl J, Sy S, Kristiansen I, Kim JJ. The cost-effectiveness of cervical cancer screening in Norway. *Br J Cancer* 2012;doi:10.1038/bjc.2012.94.

Campos NG, Castle PE, Schiffman M, Kim JJ. Policy implications of adjusting randomized trial data for economic evaluations: a demonstration from the ASCUS-LSIL Triage Study. *Med Dec Making* 2012 May-Jun;32(3):400-27. Epub 2011 Dec 6.

Campos NG, Goldie SJ. HPV genotypes in women with HIV. *AIDS Clin Care* 2006; 18:91.

Campos NG, Kim JJ, Castle PE, Ortendahl J, O'Shea M, Diaz M, Goldie SJ. Health and economic impact of HPV 16/18 vaccination and cervical cancer screening in Eastern Africa. *Int J Cancer*. 2011. doi: 10.1002/ijc.26269.

Campos NG, Rodriguez AC, Castle PE, Herrero R, Hildesheim A, Katki H, Kim JJ, Wacholder S, Morales J, Burk RD, Schiffman M. Persistence of concurrent infections with multiple human papillomavirus types: a population-based cohort study. *J Infect Dis*. 2011;203(6):823-7.

Canfell K, Kulasingam S, Berkhof J, Diaz M, Chesson H, Kim JJ. Recent evidence of the cost-effectiveness of cervical cancer prevention. *Vaccine* (In press).

Cutts FT, Franceschi S, Goldie SJ, Castellsague X, de Sanjose S, Garnett G, Edmunds J, Claeys P, Goldenthal K, Harper D, Markowitz L. Human papillomavirus and HPV vaccines: a review. *Bull World Health Organ*. 2007;85(9):719-26.

de Soarez PC, Sartori AMC, Novaes C, Novaes HMD, Resch S. Producing national health care utilization estimates: methods and challenges. *Vaccine*. (Under review).

Diaz M, de Sanjose S, Ortendahl J, O'Shea M, Goldie SJ, Bosch FX, Kim JJ. Cost-effectiveness of human papillomavirus vaccination and screening in Spain. *Eur J Cancer*. 2010;46(16):2973-85.

Diaz M, Kim JJ, Albero G, de Sanjosé S, Clifford G, Bosch FX, Goldie SJ. Health and economic impact of HPV 16 and 18 vaccination and cervical cancer screening in India. *Br J Cancer*. 2008;99(2):230-8.

SUMMARY 1: HPV Vaccination & Screening

- Garland SM, Cuzick J, Domingo EJ, Goldie SJ, Kim YT, Konno R, Parkin DM, Qiao YL, Sankaranarayanan R, Stern PL, Tay SK, Bosch FX. Recommendations for cervical cancer prevention in Asia Pacific. *Vaccine*. 2008;26(12):M89-M98.
- Garnett GP, Kim JJ, French K, Goldie SJ. Chapter 21: Modelling the impact of HPV vaccines on cervical cancer and screening programmes. *Vaccine*. 2006 Aug 21;24 Suppl 3:S178-86.
- Goldhaber-Fiebert JD, Denny LA, De Souza M, Kuhn L, Goldie SJ. Program spending to increase adherence: South African cervical cancer screening. *PLoS ONE*. 2009;4(5):e5691.
- Goldhaber-Fiebert JD, Denny LE, De Souza M, Wright TC Jr, Kuhn L, Goldie SJ. The costs of reducing loss to follow-up in South African cervical cancer screening. *Cost Eff Resour Alloc*. 2005 Nov 15;3:11.
- Goldhaber-Fiebert JD, Goldie SJ. Estimating the cost of cervical cancer screening in five developing countries. *Cost Eff Resour Alloc*. 2006;4:13.
- Goldhaber-Fiebert JD, Stout NK, Goldie SJ. Empirically evaluating decision-analytic models. *Value Health*. 2010;13(5):667-74.
- Goldhaber-Fiebert JD, Stout NK, Ortendahl J, Kuntz KM, Goldie SJ, Salomon JA. Modeling human papillomavirus and cervical cancer in the United States for analyses of screening and vaccination. *Popul Health Metr*. 2007;5(1):11.
- Goldhaber-Fiebert JD, Stout NK, Salomon JA, Kuntz KM, Goldie SJ. Cost-effectiveness of cervical cancer screening with human papillomavirus DNA testing and HPV-16,18 vaccination. *J Natl Cancer Inst*. 2008 Mar 5;100(5):308-20.
- Goldhaber-Fiebert JD. Papanicolaou screening in developing countries. *Am J Clin Pathol*. 2005 Aug;124(2):314-5.
- Goldie SJ, Daniels N. Model-based analyses to compare health and economic outcomes of cancer control: inclusion of disparities. *J Natl Cancer Inst*. 2011;103:1373-86.
- Goldie SJ, Diaz M, Constenla D, Alvis N, Andrus JK, Kim SY. Mathematical models of cervical cancer prevention in Latin America and the Caribbean. *Vaccine*. 2008;26(S11):L59-72.
- Goldie SJ, Diaz M, Kim SY, Levin CE, Minh HV, Kim JJ. Mathematical models of cervical cancer prevention in the Asia Pacific region. *Vaccine*. 2008;26(S12):M17-29
- Goldie SJ, Gaffikin L, Goldhaber-Fiebert JD, Gordillo-Tobar A, Levin C, Mahé C, Wright TC; Alliance for Cervical Cancer Prevention Cost Working Group. Cost-effectiveness of cervical-cancer screening in five developing countries. *N Engl J Med*. 2005 Nov 17;353(20):2158-68.
- Goldie SJ, Goldhaber-Fiebert JD, Garnett GP. Chapter 18: Public health policy for cervical cancer prevention: The role of decision science, economic evaluation, and mathematical modeling. *Vaccine*. 2006 Aug 21;24 Suppl 3:S155-63.
- Goldie SJ, Kim JJ, Kobus K, Goldhaber-Fiebert JD, Salomon J, O'Shea MK, Bosch FX, de Sanjosé S, Franco EL. Cost-effectiveness of HPV 16, 18 vaccination in Brazil. *Vaccine*. 2007 Aug 14;25(33):6257-70.
- Goldie SJ, Kim JJ, Myers E. Chapter 19: Cost-effectiveness of cervical cancer screening. *Vaccine*. 2006 Aug 21;24 Suppl 3:S164-70.

Goldie SJ, Levin C, Mosqueira-Lovon NR, Ortendahl J, Kim JJ, O'Shea M, Diaz Sanchez M, Mendoza Araujo MA. Health and economic impact of HPV 16,18 vaccination of pre-adolescent girls and cervical cancer screening of adult women in Peru. *Rev Panam Salud Publica*. 2012;32(6):426-434.

Goldie SJ, O'Shea M, Kim JJ. Finding consensus on cervical cancer prevention. *Am J Public Health*. 2012 Jun;102(6):1050-1; author reply 1051. Epub 2012 Apr 19.

Goldie SJ, O'Shea MK, Campos NG, Diaz M, Sweet SJ, Kim SY. Health and economic outcomes of HPV 16,18 vaccination in 72 GAVI-eligible countries. *Vaccine*. 2008;26(32):4080-93.

Goldie SJ, O'Shea MK, Diaz M, Kim SY. Benefits, cost requirements, and cost-effectiveness of the HPV 16,18 vaccine for cervical cancer prevention in developing countries: policy implications. *Reprod Health Matters*. 2008;16(32):86-96.

Goldie SJ. A public health approach to cervical cancer control: considerations of screening and vaccination strategies. *IJGO*. 2006;94 Suppl 1:S93-S103.

Goldie SJ. Author's Reply to Suba EJ, Frable WJ, Raab SS, Cost-Effectiveness of Cervical-Cancer Screening in Developing Countries. *N Engl J Med* 2006; 354:1535-1536.

Hu D, Goldie S. The economic burden of noncervical human papillomavirus disease in the United States. *Am J Obstet Gynecol*. 2008 May;198(5):500.e1-7.

Jauregui B, Janusz CB, Sinha A, Clark AD, Bolanos B, Resch S, Toscano CM, Gross S, Andrus JK. Performing country-owned economic evaluations to inform immunization policy: the roadmap going forward. *Health Policy and Planning* (Submitted).

Jauregui B, Sinha A, Clark AD, Bolanos BM, Resch S, Toscano CM, Matus CR, Andrus JK. Strengthening the technical capacity at country-level to make informed policy decisions on new vaccine introduction: Lessons learned by PAHO's ProVac Initiative. *Vaccine*. 2011;29:1099-1106.

Jit M, Demartean N, Elbasha E, Ginsberg G, Kim J, Praditsitthikorn N, Sinanovic E, Hutubessy R. Human papillomavirus vaccine introduction in low-income and middle-income countries: guidance on the use of cost-effectiveness models. *BMC Medicine*. 2011;9:54.

Kiatpongsan S, Kim JJ. Potential benefits of second-generation vaccines against human papillomavirus (HPV). *Plos One*. 2012;7(11):e48426. doi: 10.1371/journal.pone.0048426. Epub 2012 Nov 7

Kim JJ, Andres-Beck B, Goldie SJ. The value of including boys in an HPV vaccination programme: a cost-effectiveness analysis in a low-resource setting. *Br J Cancer*. 2007 Nov 5;97(9):1322-8.

Kim JJ, Brisson M, Edmunds WJ, Goldie SJ. Modeling cervical cancer prevention in developed countries. *Vaccine*. 2008;26(11):K76-K86.

Kim JJ, Campos NG, O'Shea M, Diaz M, Mutyaba I. Model-based impact and cost-effectiveness of cervical cancer prevention in sub-Saharan Africa. *Vaccine* (In press).

Kim JJ, Franco EL, Stout NK, Goldie SJ. Author's Reply to Basu S and Galvani AP, Multiparameter calibration of a natural history model of cervical cancer. *Am J Epidemiol*. 2007;166(8):983-4.

Kim JJ, Goldie SJ. Cost-effectiveness analysis of including boys in a human papillomavirus (HPV) vaccination programme in the United States. *BMJ*. 2009;339:b3884.

Kim JJ, Goldie SJ. Health and economic implications of HPV vaccination in the United States. *N Engl J Med*. 2008;359(8):821-32.

- Kim JJ, Kobus KE, Diaz M, O'Shea M, Van Minh H, Goldie SJ. Exploring the cost-effectiveness of HPV vaccination in Vietnam: insights for evidence-based cervical cancer prevention policy. *Vaccine*. 2008;26(32):4015-24.
- Kim JJ, Kuntz KM, Stout NK, Mahmud S, Villa LL, Franco EL, Goldie SJ. Multiparameter calibration of a natural history model of cervical cancer. *Am J Epidemiol*. 2007;166(2):137-50.
- Kim JJ, Ortendahl J, Goldie SJ. Cost-effectiveness of HPV vaccination and cervical cancer screening in women older than 30 years. *Ann Intern Med*. 2009;151(8):538-45.
- Kim JJ, Ortendahl J. Health and economic implications of equalizing screening coverage in the US. (under review).
- Kim JJ, Salomon JA, Weinstein MC, Goldie SJ. Packaging health services when resources are limited: the example of a cervical cancer screening visit. *PLoS Med*. 2006 Nov;3(11):e434.
- Kim JJ, Sharma M, O'Shea M, Sweet S, Diaz M, Sancho-Garnier H, Seoud M. Model-Based Impact and Cost-Effectiveness of Cervical Cancer Prevention in the Extended Middle East and North Africa (EMENA) (In press).
- Kim JJ, Sharma M, Ortendahl J. Improving the efficiency of current cervical cancer screening in the US. (under review).
- Kim JJ, Sharma M, Sy S, Malin E, Castle PE. Health and economic implications of cervical cancer screening young women in the US. (under review).
- Kim JJ, Sharma M, Sy S, Ortendahl J, Castle PE. Optimal management of HPV-positive, cytology-negative women in the US. *Archives of Internal Medicine* (In press).
- Kim JJ, Wright TC, Goldie SJ. Cost-effectiveness of human papillomavirus DNA testing in the United Kingdom, The Netherlands, France, and Italy. *J Natl Cancer Inst*. 2005;97(12):888-95.
- Kim JJ. Community Corner: The value of HPV vaccination. *Nature Med*. 2012;18(1):28.
- Kim JJ. Human papillomavirus vaccination in the UK. *BMJ*. 2008;337:a842.
- Kim JJ. Lower rates of subsequent disease in HPV vaccinated women who undergo treatment for cervical or vulvar/vaginal disease. *BMJ*. 2012;344:e1544.
- Kim JJ. Mathematical model of HPV provides insight into impacts of risk factors and vaccine. *PLoS Med*, 2006;3:e164.
- Kim JJ. Opportunities to improve cervical cancer screening in the United States. *Milbank Quarterly* 2012;90(1):38-41.
- Kim JJ. Targeted human papillomavirus vaccination of men who have sex with men in the USA: a cost-effectiveness modeling analysis. *Lancet Infect Dis*. 2010;10(12):845-52.
- Kim JJ. The role of cost-effectiveness in U.S. vaccination policy. *N Engl J Med*. 2011;365(19):1760-1.
- Kim JJ. The value of HPV vaccination. *Nature Medicine*. 2012;18(1):28.
- Kim JJ. Vaccine policy analyses can benefit from natural history studies of human papillomavirus in men. *J Infect Dis*. 2007;196(8):1117-9.
- Kim JJ. Weighing the benefits and costs of HPV vaccination of young men. *N Engl J Med*. 2011;364(5):393-5.

Kim SY, Choi Y, Mason PR, Rusakaniko S, Goldie SJ. Potential impact of reactive vaccination in controlling cholera outbreaks: an exploratory analysis using a Zimbabwean experience. *S Afr Med J*. 2011;101:659-664.

Kim SY, Goldie SJ, Salomon JA. Cost-effectiveness of rotavirus vaccination in Vietnam. *BMC Public Health*. 2009;9:29.

Kim SY, Goldie SJ, Salomon JA. Exploring model uncertainty in economic evaluation of health interventions: the example of rotavirus vaccination in Vietnam. *Med Decis Making*. 2010;30(5):E1-E28.

Kim SY, Goldie SJ. Cost-effectiveness analyses of vaccination programmes: a focused review of modelling approaches. *Pharmacoeconomics*. 2008;26(3):191-215.

Kim SY, Lee G, Goldie SJ. Economic evaluation of pneumococcal conjugate vaccination in The Gambia. *BMC Infect Dis*. 2010;10(1):260.

Kim SY, Salomon JA, Goldie SJ. Economic evaluation of hepatitis B vaccination in low-income countries: using cost-effectiveness affordability curves. *Bull World Health Organ*. 2007 Nov;85(11):833-42.

Kim SY, Sweet S, Chang J, Goldie SJ. Comparative evaluation of the potential impact of rotavirus versus HPV vaccination in GAVI-eligible countries: a preliminary analysis focused on the relative disease burden. *BMC Infect Dis*. 2011;11:174.

Kim SY, Sweet S, Slichter D, Goldie SJ. Health and economic impact of rotavirus vaccination in GAVI-eligible countries. *BMC Public Health*. 2010;10(1):253.

Kulasingam SL, Kim JJ, Lawrence WF, Mandelblatt JS, Myers ER, Schiffman M, Solomon D, Goldie SJ; ALTS Group. Cost-effectiveness analysis based on the atypical squamous cells of undetermined significance/low-grade squamous intraepithelial lesion Triage Study (ALTS). *J Natl Cancer Inst*. 2006 Jan 18;98(2):92-100.

Lee LA, Franzel L, Atwell J, Datta D, Friberg IK, Goldie SJ, Reef SE, Schwalbe N, Simons E, Strebel PM, Sweet S, Suraratdecha C, Tam Y, Vynnycky E, Walker N, Walker DG, Hansen PM. The estimated mortality impact of vaccinations forecast to be administered during 2011-2020 in 73 countries supported by the GAVI Alliance. *Vaccine* 2013, 31S B61-B72.

Levin CE, Sellors J, Shi JF, Ma L, Qiao YL, Ortendahl J, O'Shea MKH, Goldie SJ. Cost-effectiveness analysis of cervical cancer prevention based on a rapid human papillomavirus screening test in a high-risk region of China. *Int J Cancer*. 2010;127(6):1404-11.

Muñoz N, Franco EL, Herrero R, Andrus JK, de Quadros C, Goldie SJ, Bosch FX. Recommendations for cervical cancer prevention in Latin America and the Caribbean. *Vaccine*. 2008;26(11):L96-L107.

Price RA, Frank RG, Cleary PD, Goldie SJ. Effects of direct-to-consumer advertising and clinical guidelines on appropriate use of human papillomavirus DNA tests. *Med Care*. 2011;49(2):132-8.

Price RA. Association between physician specialty and uptake of new medical technologies: HPV tests in Florida Medicaid. *J Gen Intern Med*. 2010;25(11):1178-85.

Saslow D, Castle PE, Cox JT, Davey DD, Einstein MH, Ferris DG, Goldie SJ, Harper DM, Kinney W, Moscicki AB, Noller KL, Wheeler CM, Ades T, Andrews KS, Doroshenk MK, Kahn KG, Schmidt C, Shafey O, Smith RA, Partridge EE; Gynecologic Cancer Advisory Group, Garcia F. American Cancer Society Guideline for human papillomavirus (HPV) vaccine use to prevent cervical cancer and its precursors. *CA Cancer J Clin*. 2007 Jan-Feb;57(1):7-28.

Sharma M, Bruni L, Diaz M, Castellsagué X, de Sanjosé S, Bosch FX, Kim JJ. Using HPV prevalence to predict cervical cancer incidence *Int J Cancer*. 2013 Apr 15;132(8):1895-900

Sharma M, Ortendahl J, van der Ham E, Sy S, Kim JJ. Cost-effectiveness of human papillomavirus vaccination and cervical cancer screening in Thailand. *BJOG*. 2012;119(2):166-76. doi: 10.1111/j.1471-0528.2011.02974.x.

Sharma M, Sy S, Kim JJ. The value of male HPV vaccination in preventing cervical cancer in South Vietnam. (under review).

Siebert U, Sroczynski G, Hillemanns P, Engel J, Stabenow R, Stegmaier C, Voigt K, Gibis B, Hölzel D, Goldie SJ. The German cervical cancer screening model: development and validation of a decision-analytic model for cervical cancer screening in Germany. *Eur J Public Health*. 2006 Apr;16(2):185-92.

Stout NK, Goldhaber-Fiebert JD, Ortendahl JD, Goldie SJ. Trade-offs in cervical cancer prevention: balancing benefits and risks. *Arch Intern Med*. 2008;168(17):1881-9.

Stout NK, Goldie SJ. Keeping the noise down: common random numbers for disease simulation modeling. *Health Care Manag Sci*. 2008;11(4):399-406.

Sy S, Ortendahl J, van der Ham BE, Sharma M, Kim JJ. Health and economic consequences of male HPV vaccination on cervical cancer burden in Thailand. (under review).

Wideroff L, Phillips KA, Randhawa G, Ambs A, Armstrong K, Bennett CL, Brown ML, Donaldson MS, Follen M, Goldie SJ, Hiatt RA, Khoury MJ, Lewis G, McLeod HL, Piper M, Powell I, Schrag D, Schulman KA, Scott J. A health services research agenda for cellular, molecular, and genomic technologies in cancer care. *Public Health Genomics*. 2009;12(4):233-44 .

Woo PP, Kim JJ, Leung GM. What is the most cost-effective population-based cancer screening package for Chinese women? *J Clin Oncol*. 2007;25(6):617-24.